

QUARTERLY PHYSICAL REPORT OF OPERATION

As of December 31, 2015


Department: DEPARTMENT OF HEALTH
 Agency: SAN LAZARO HOSPITAL
 Operating Unit: _____
 Organization Code (UACS): 130011400010


	Current Year Appropriations
	Supplemental Appropriations
	Continuing Appropriations
	Off-Budget Account


Particulars	UACS Code	Physical Target					Physical Accomplishment						Remarks
		1st Quarter	2nd Quarter	3rd Quarter	4th Quarter	Total	1st Quarter	2nd Quarter	3rd Quarter	4th Quarter	Total	Variance	
1	2	3	4	5	6	7=(3+4+5+6)	8	9	10	11	12=(8+9+10+11)	13=12-7	14
I. Operations													
MFO 1: Hospital Services													
Number of out-patients managed		34,500	34,500	34,500	34,500	138,000	56,898	48,213	35,032	33,507	173,650	35,650	* see note below
Number of in-patients managed		3,200	3,200	3,200	3,200	12,800	3,312	3,062	4,739	6,050	17,163	4,363	* see note below
Number of elective surgeries		50	50	50	50	200	42	66	41	28	177	-23	
Number of emergency surgeries		18	19	19	19	75	46	60	44	40	190	115	
Net death rate among in-patients		< 5.00%	< 5.00%	< 5.00%	< 5.00%	< 5.00%	8.96%	11.09%	6.69%	4.88%	7.13%	2.13%	* see note below
% of clients that rate the hospital services as good or better		90.00%	90.00%	90.00%	90.00%	90.00%	96.52%	98.43%	98.28%	98.34%	97.89%	7.89%	
% of in-patients with hospital acquired infection		< 2.00%	< 2.00%	< 2.00%	< 2.00%	< 2.00%	1.40%	1.28%	1.14%	0.33%	0.91%	-1.09%	
% of patients with level 2 or more acuity rating attended to within 30 mins		80.00%	80.00%	80.00%	80.00%	80.00%	90.16%	93.51%	95.28%	95.09%	93.51%	13.51%	

Note: Based on historical data for In-patient and OPD patients managed.

Net Death Rate among In-patients: it is higher than the target because most cases referred, seen & admitted were already in critical/serious condition either because they were not properly managed by other health care facility or said critically ill patient have exhausted their resources at the referring hospital. HIV/AIDS, Rabies and Diphtheria cases considered as 100% mortality for which there is no cure, including critically ill TB patients.

Prepared by: 
 RAMON R. ISCALA, MBA
 Head, Health Inf. Mgt. Department

In Coordination with: 
 ROZEL R. GARCIA
 Supervising Administrative Officer

Approved by: 
 WINSTON S. GO, MD, MHA
 Medical Center Chief II